



# Field Bulletin

- SC Series
- PPM \$5.xcf downloading procedure

<b>Bulletin #:</b>	<b>FG00508</b>
<b>Bulletin Date:</b>	<b>July 2, 2008</b>
<b>Subject:</b>	<b>New \$5 .xcf file PPM downloading procedure</b>
<b>Affected Model(s)</b>	<b>All</b>

## Purpose:

This bulletin address's the procedure to follow when performing a new \$5 .xcf file firmware download through the PPM that **includes** a configuration change to a SC series bill acceptor.

## Details:

When performing a new \$5 firmware download through a PPM that includes a configuration change in the .xcf file, two downloads of the .xcf file through the PPM must be executed to completely download the .xcf file to the SC acceptor head.

The need for two PPM downloads is due to the PPM performing a "time out" because the post download response time of the PPM is exceeded when a configuration change is included in the new \$5.xcf firmware.

A download through the STS program can also be used which will avoid the "time out" issue related to the PPM as described previously. Both downloading methods are described under the "Action" section of this bulletin.

***Note: MEI will release an update to the PPM's firmware which will address this issue so that a single PPM download will only be required going forward.***

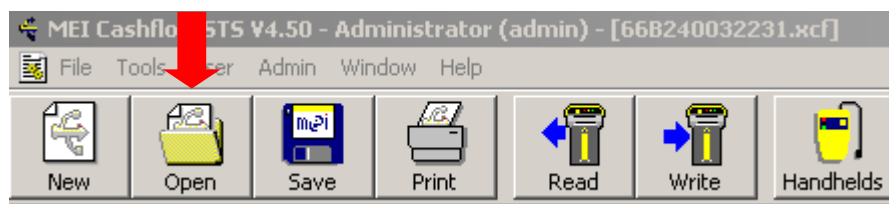
## Action:

### **PPM**

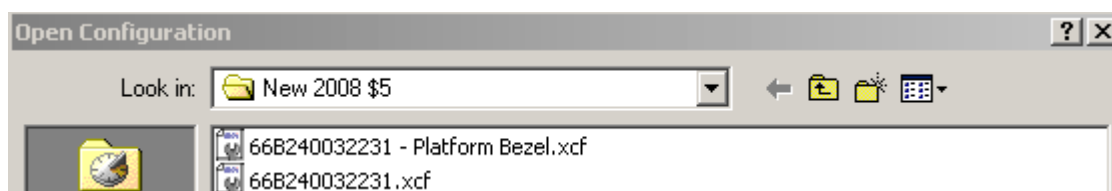
- Connect the PPM to the SC acceptor head and press the download button
- After the first download is performed the SC acceptor will perform a run & stack and the PPM's leds will turn off.
- Press the PPM's download button a second time to complete the .xcf file download. Wait for the SC acceptor to perform a run and stack and the PPM's leds to turn off before disconnecting the USB cable.
- The download is now complete.

## STS

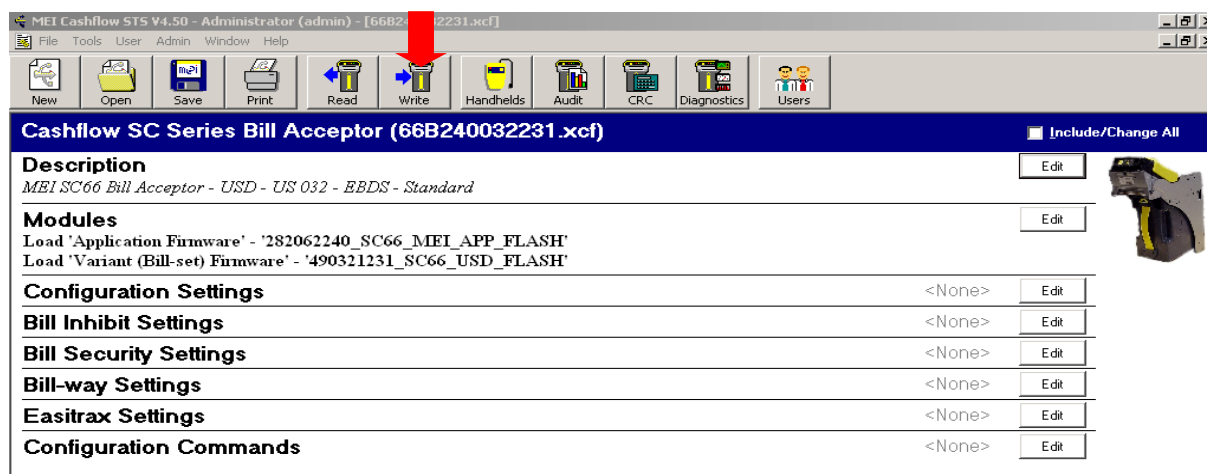
- The new \$5 firmware can also be downloaded into the SC series acceptor directly through the STS program.
- Connect the usb cable from your STS program to the SC acceptor.
- Select the "Open" button.



- Select the correct new \$5 .xcf file from your hard drive or CD



- Select the "write" button and wait for a run & stack to alert you that the download is complete.



- Contact your local MEI representative with any additional questions you may have.

Questions should be directed to MEI Technical Support at 1-800-345-8172