



Field Bulletin

- SC Series
- PPM Application V1.31 firmware update

Bulletin #:	FG00608
Bulletin Date:	July 16, 2008
Subject:	PPM Application V1.31 firmware update
Affected Model(s)	All PPM's

Purpose:

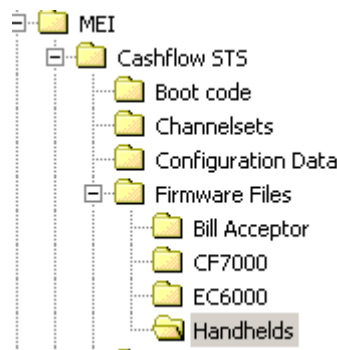
This bulletin address's the procedure to follow when performing a mandatory update to a PPM's application firmware.

Details:

A mandatory update to all PPM's application firmware must be performed which will allow the PPM to completely download the new \$5 software .xcf files that also contain a configuration change. (Refer to Field bulletin FG00508).

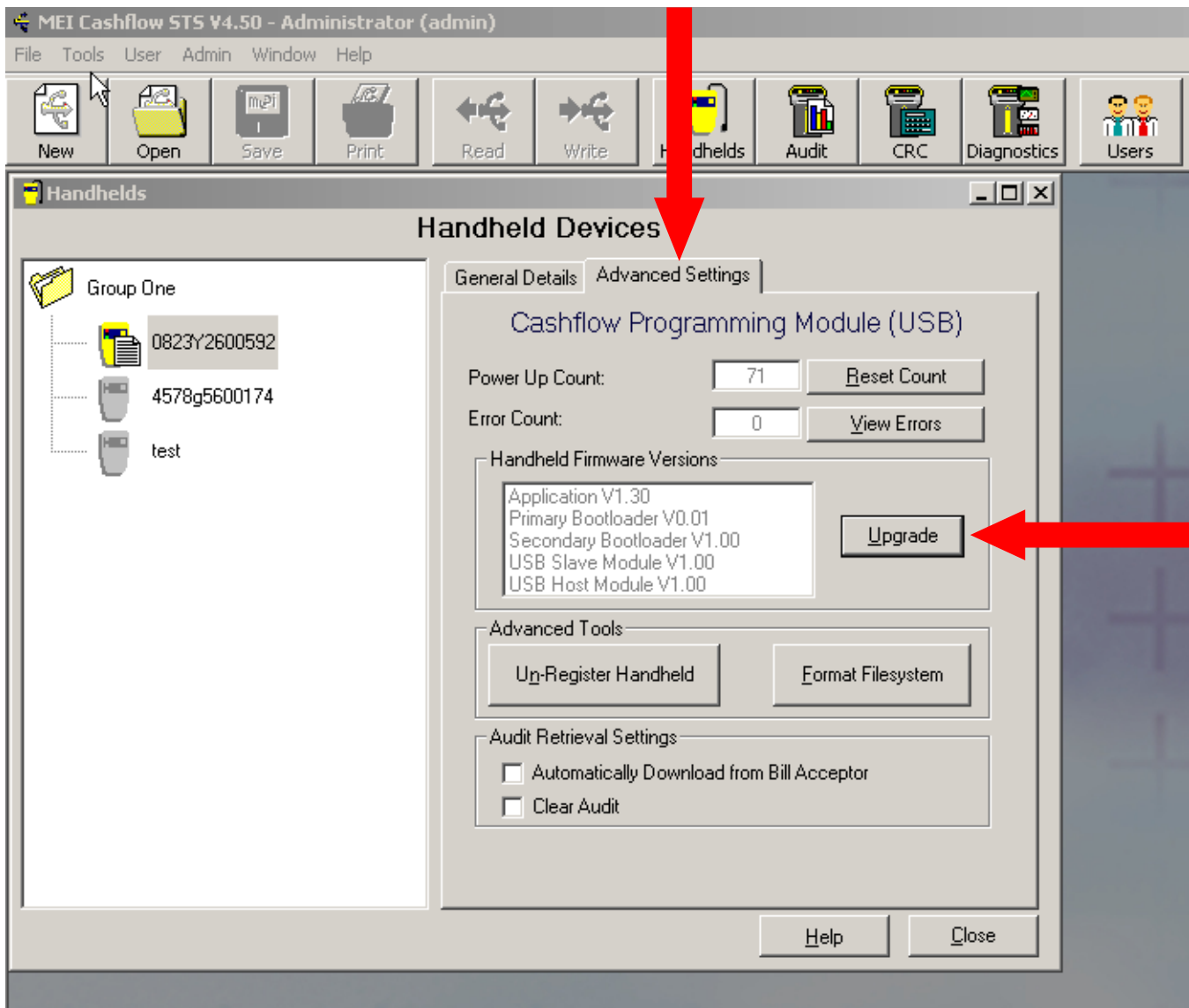
Action:

- Find the STS folder located on your computers hard drive. Place the new PPM's application firmware V1.31 in the Handheld file as shown.

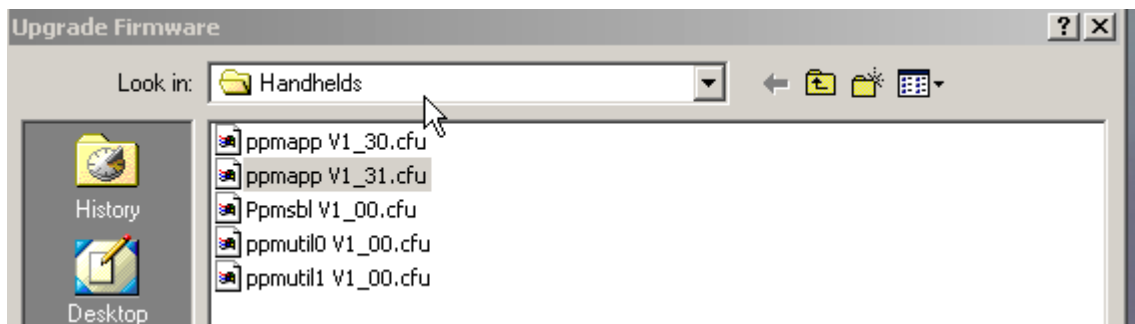


- Open the STS program and connect a PPM handheld.
- From the Handheld tree screen select the PPM that is highlighted and then select the advanced settings tab.
- Click the upgrade button.

Questions should be directed to MEI Technical Support at 1-800-345-8172

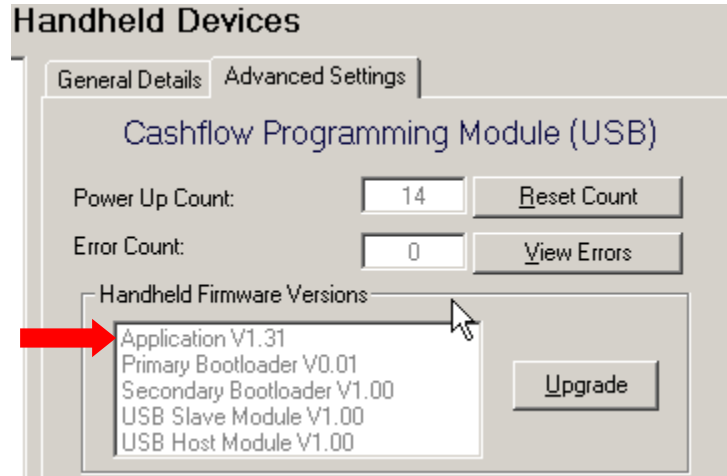


- Select the application V1.31 firmware update and open. **Do not disconnect during the update, as this will cause a system failure.**



Questions should be directed to MEI Technical Support at 1-800-345-8172

- The updated file will now reflect under the advanced settings tab.



- The PPM application update is now complete.

The PPM's application firmware update can be obtained through your local MEI representative.