

TECHNICAL BULLETIN – Service

Title STS Template File Update	Reference JADE- 6M8F35
Product STS	Date 4 th April 2006

STS Template File:

MEI will occasionally be updating STS Template files. These files determine the content of available product soft options that can be viewed and changed within the STS software program.

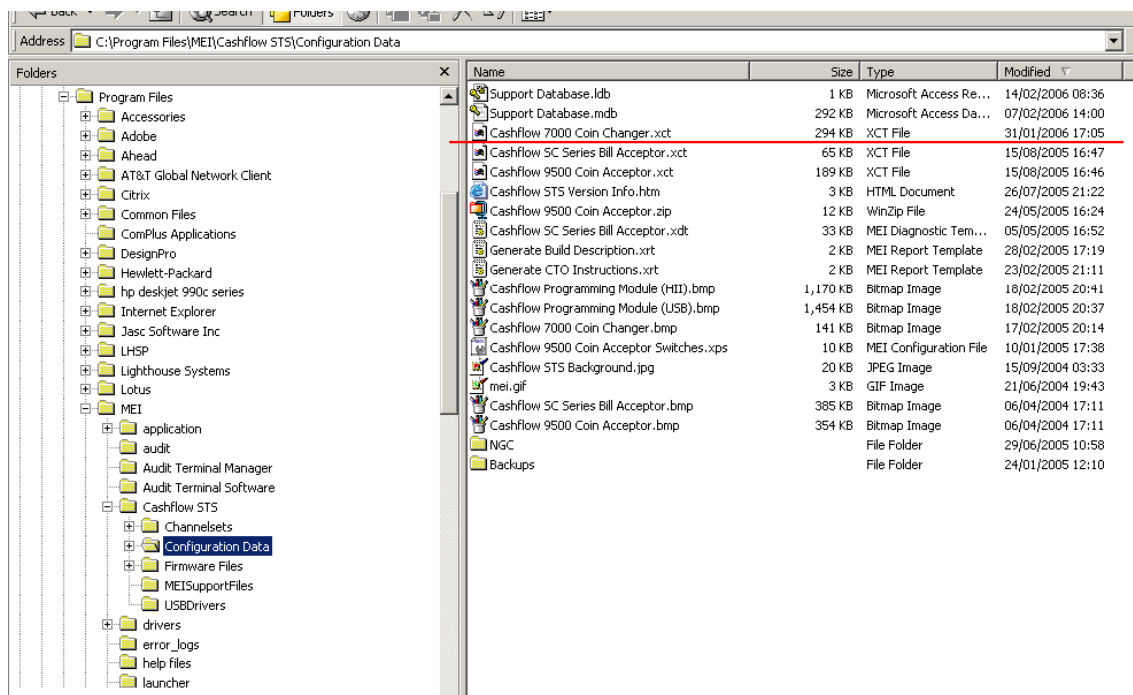
There is a Template file for all product ranges supported by STS. These files can be determined by their file extension (.xct)

New template files will be available for download on the MEI Support web site.

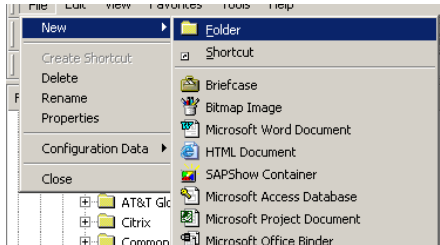
Recommended Update Procedure:

For the purposes of this bulletin I have used the CF7000 Template file.

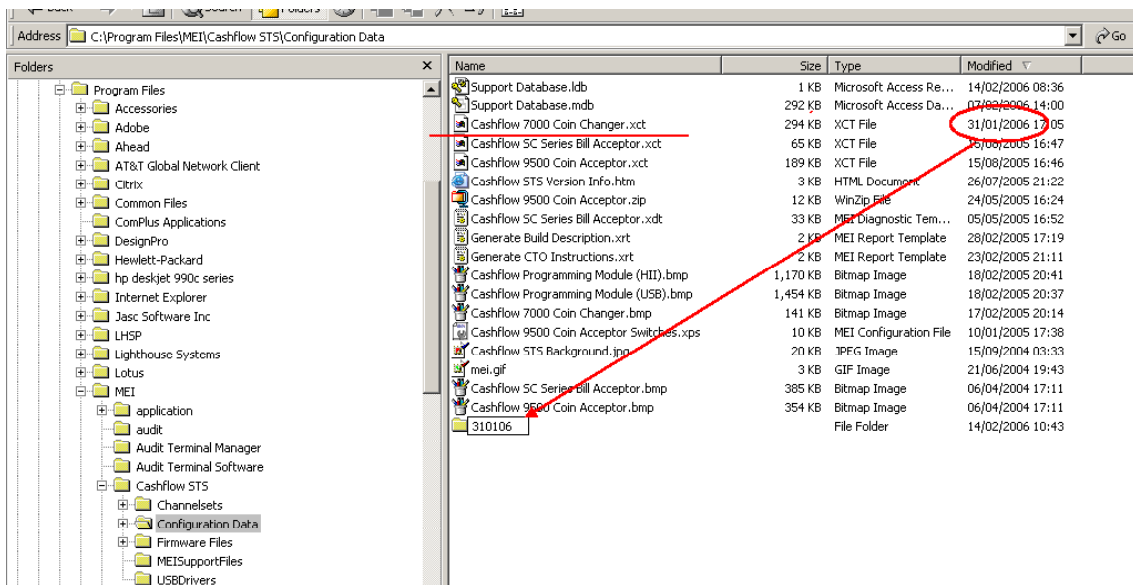
- Download or extract the new Template file to your computer (i.e. C:\Temp Files)
- Open Windows Explorer and select C:\Program Files\MEI\Cashflow STS\Configuration Data
- Locate the Template file that is being updated and note its modified date. (i.e. 31/01/2006)



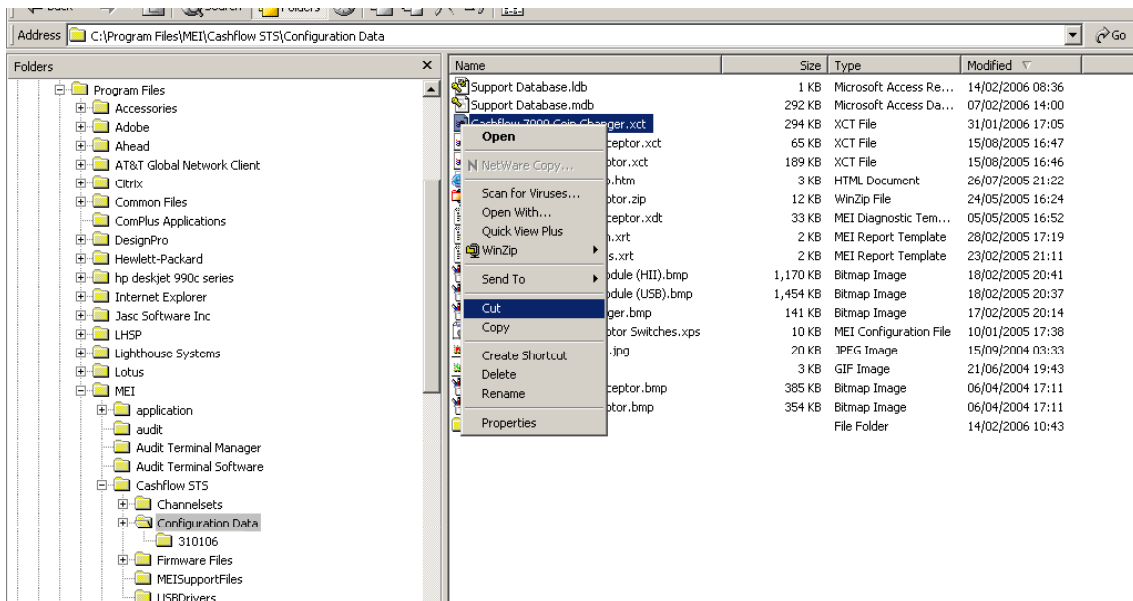
- Click on File - New – Folder



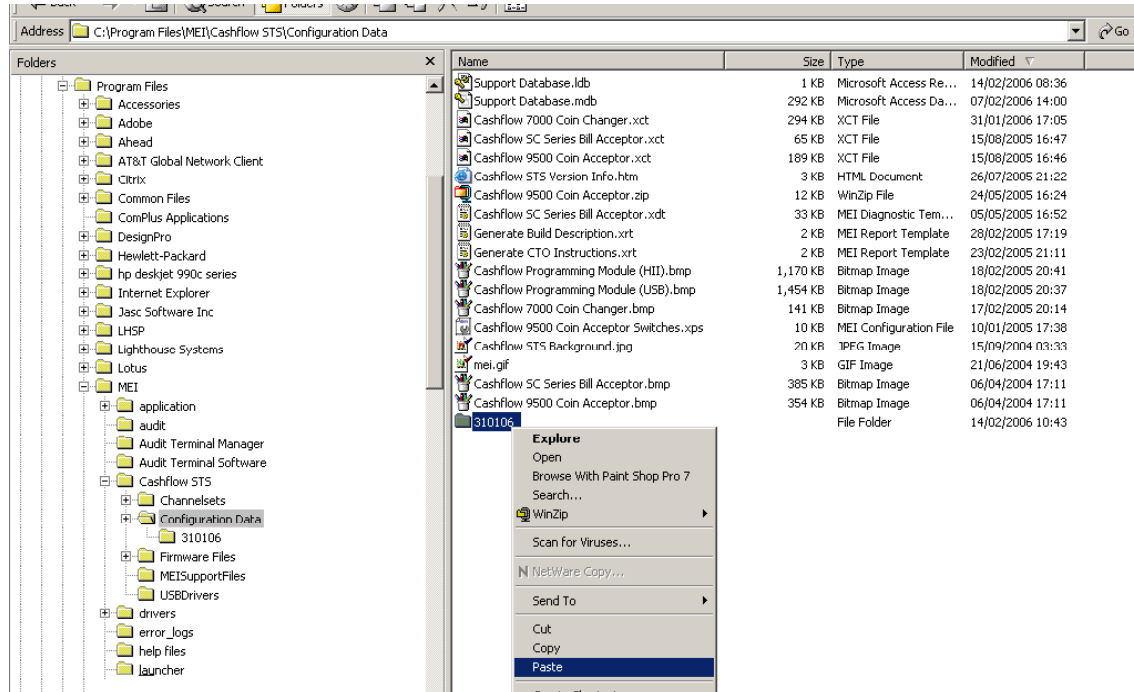
- Enter the Template Files modified date as the Folder name.



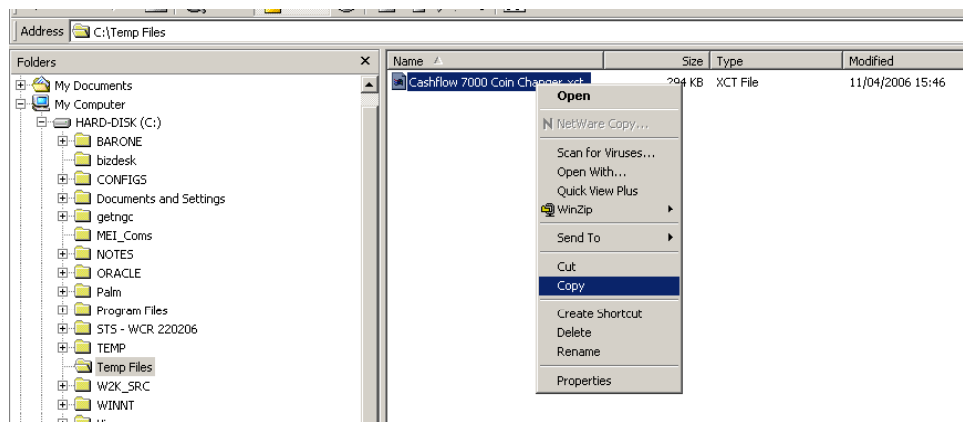
- Highlight the Template File and 'Cut'



- Move to the newly created backup folder (i.e. 310106) and 'Paste'



- Confirm the move if any warnings are shown on screen (i.e. confirm move of read only file).
- This has now moved the previous Template file into a backup directory that can be recovered in the event of any problems that occur with a replacement file. Future Template file updates will result in another backup directory being created.
- Now that the old file has been moved the new Template file can be copied into the directory C:\Program Files\MEI\Cashflow STS\Configuration Data.
- Move to the directory you extracted the new Template file too, Highlight the Template File and 'Copy'



- Move to the directory C:\Program Files\MEI\Cashflow STS\Configuration Data and 'Paste'
- The Template file has now been updated.